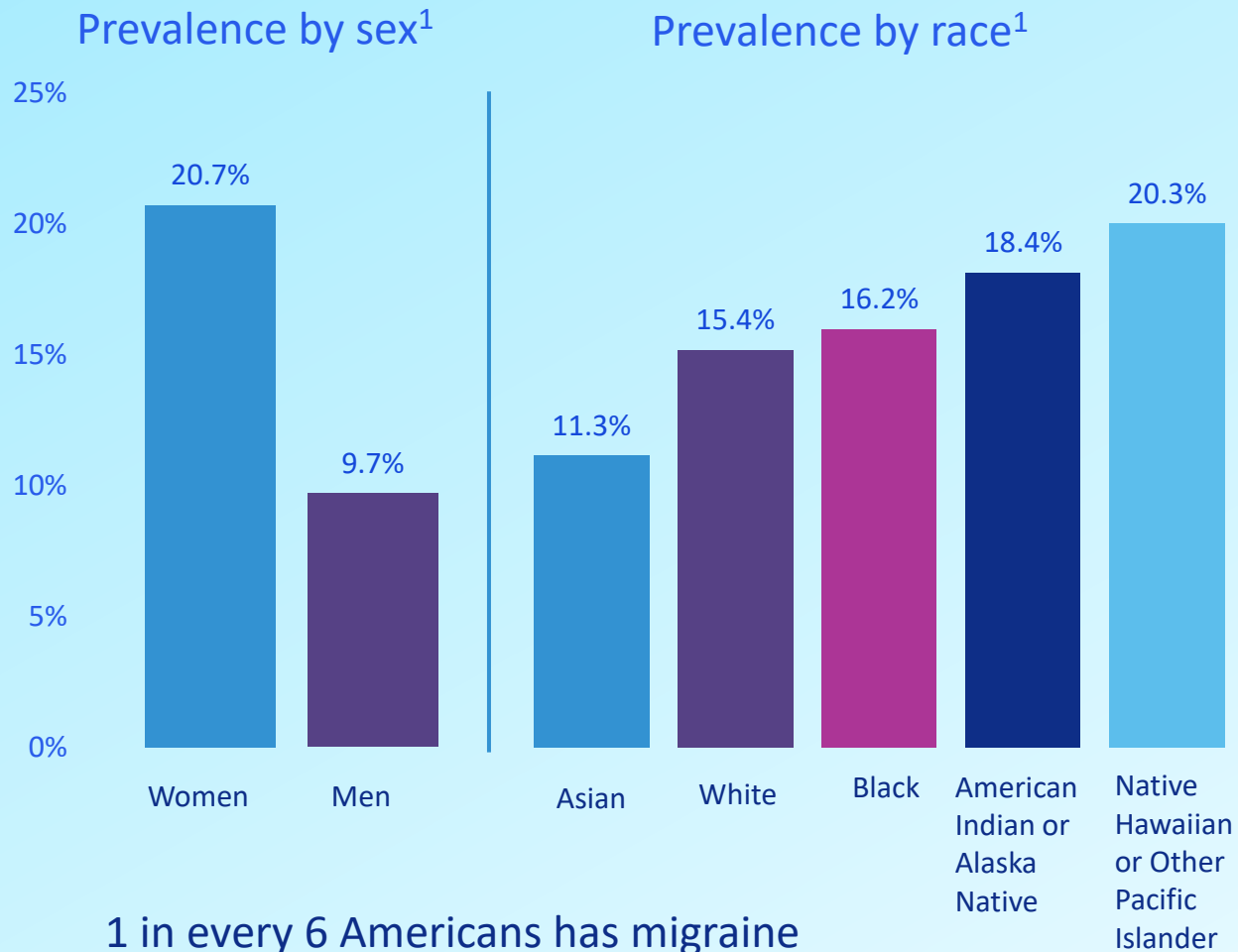


Prevalence and Definition of Migraine Headache



Definition of migraine²

Recurrent headache attacks lasting 4 to 72 hours with at least 2 of the 4 following characteristics:

- ✓ Pulsating quality
- ✓ Unilateral location
- ✓ Moderate-to-severe pain intensity
- ✓ Aggravated by or causing avoidance of routine physical activity

With at least 1 of the following:

- ✓ Nausea and/or vomiting
- ✓ Photophobia or phonophobia

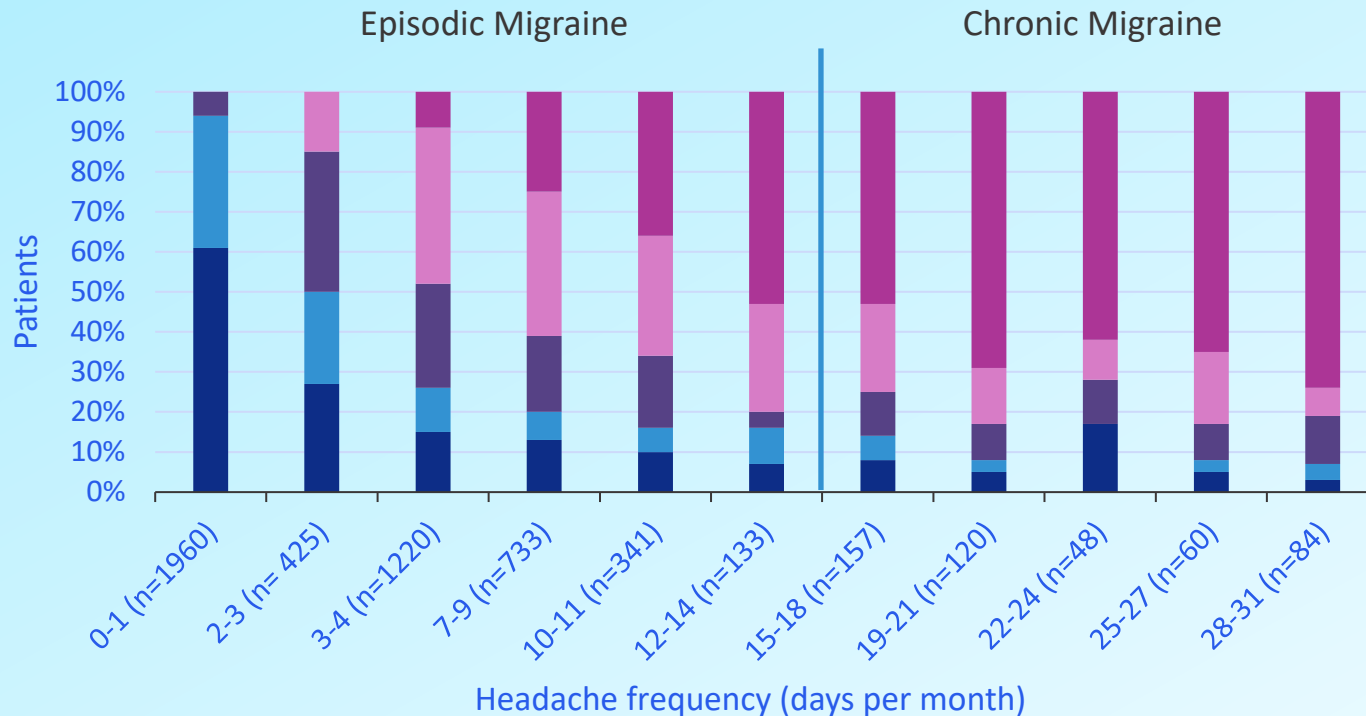
Classified as

- **Episodic:** <15 headache days per month with these migraine features
- **Chronic:** ≥15 headache days per month for >3 months with at least 8 days having migraine features

Disability Increases With Increasing Number of Headache Days

International Burden of Migraine Study¹

- Little or no disability (score 0-5)
- Mild disability (score 6-10)
- Moderate disability (score 11-20)
- Severe disability (score 21-40)
- Very severe disability (score 41-270)



Participants ¹ (84% female, White)	Episodic migraine (%) n = 499	Chronic migraine (%) n = 8227
Nonheadache pain	18.4	39.1
Severe migraine pain	78.1	92.4
Psychiatric disorders	28.5	46.3
Vascular disease event	3.3	8.2
Specialist visit	8.0	23.8



Chronic Migraine Epidemiology and Outcomes (CaMEO) study²




The rate of disability days per month is over 3.6 times greater for patients with chronic migraine than for patients with episodic migraine.

1. Blumenfeld AM, et al. *Cephalalgia*. 2011;31(3):301-15; 2. Adams AM, et al. *Cephalalgia*. 2015;35(7):563-78.

The Lives of People Living With Migraine Are Impacted in Many Domains, Including Work¹

Activity days lost (Eurolight project) ²		
	 Men	 Women
Percent losing 10 days of activities over 3 months	17.7%	28.0%
Missed work	1 day/month	1 day/month
Missed housework	1 day/month	1.7 days/month
Missed social time	0.5 day/month	0.7 days/month



22%

Changed their career due to migraine (Migraine in the Workplace Survey)³

40%

Have interictal symptoms that affect work productivity on nonheadache days³

46%

Percent of baseline effectiveness people report while working during a migraine attack³

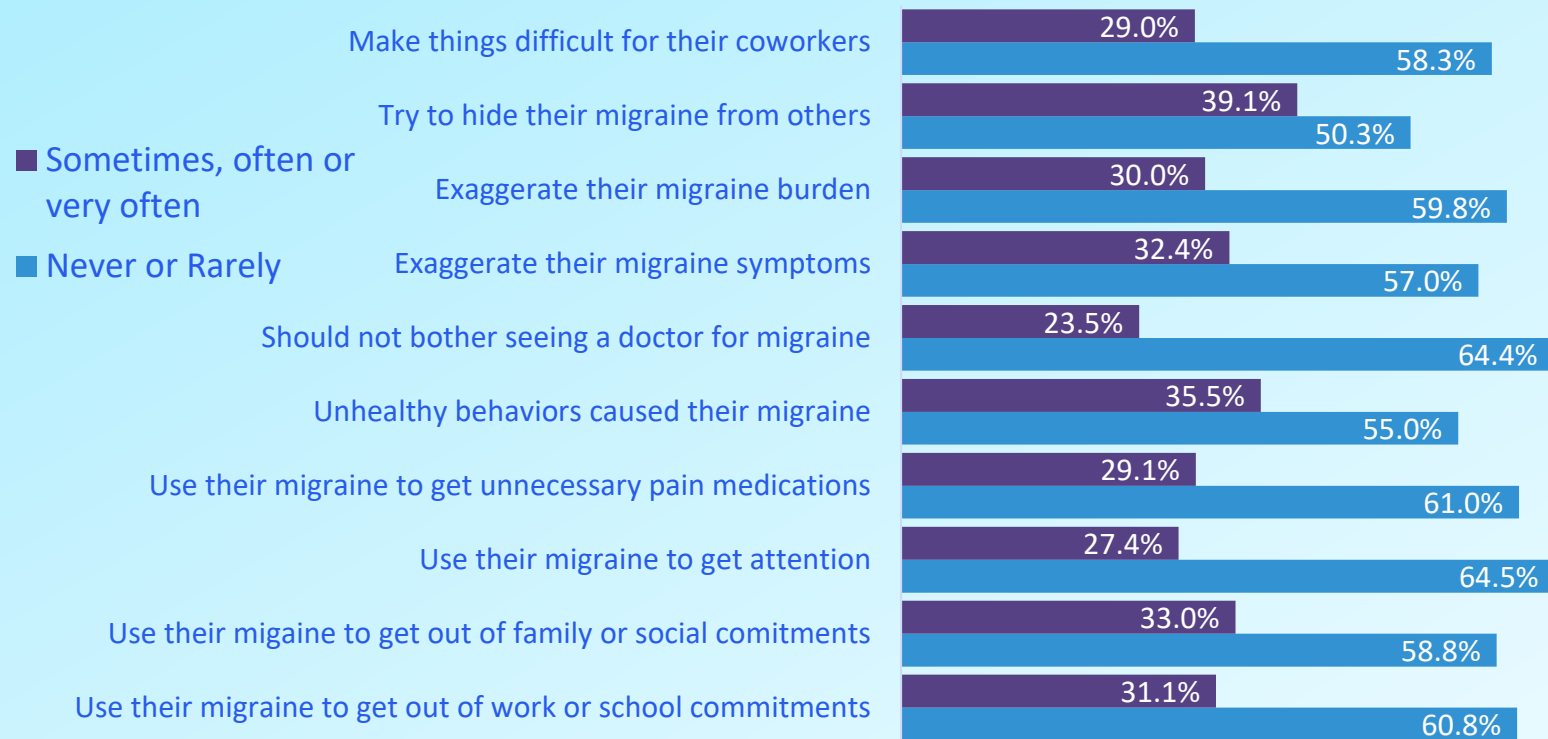
89%

Percent of migraine-related work productivity lost due to presenteeism, working with a migraine³

Experiencing Migraine Stigma Is Common, Especially Among People Living With Chronic Migraine¹

Attitudes towards migraine among people without migraine²

How often have you felt that people with migraine:



N = 2000 people without migraine

32%

Percent of people with migraine (n = 59,004) who experience stigma often or very often³

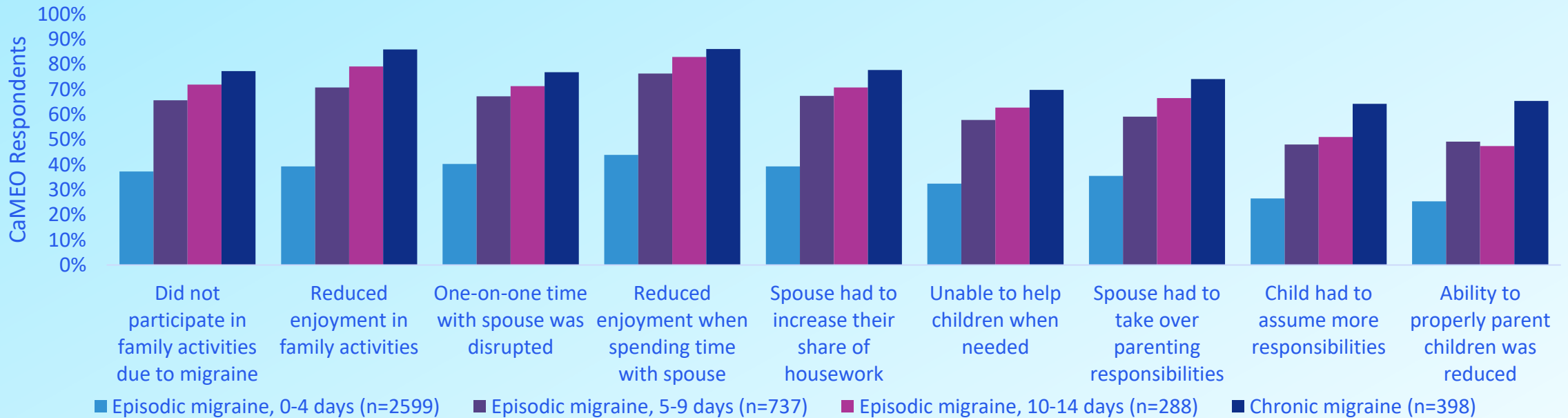
22%

Percent of US employers (n = 200,000) who thought migraine was serious enough to justify missing work⁴

1. Parikh SK, et al. *Curr Pain Headache Rep.* 2021;25(11):75; 2. Shapiro RE, et al. American Headache Society 61st Annual Scientific Meeting. *Headache.* 2019;59 Suppl 1:1-208. Abstract OR15; 3. Shapiro RE, et al. American Headache Society 64th Annual Scientific Meeting. *Headache.* 2022;62 Suppl 1:1-170. Abstract IOR3; 4. Stewart WF, et al. *J Occup Environ Med.* 2008;50(7):736-45.

Migraine Puts a Substantial Burden on Relationships: Results From the CaMEO Study

Burden of migraine on relationships¹



Responses from married individuals with migraines:²

- Few differences were seen in responses from men and women
- More men concerned about migraine’s effect on their career
- More women concerned about migraine’s effect on their overall health and stress level

Beliefs about how their life would change without migraine²

	Chronic migraine	Episodic migraine
Better parent	65%	36%
Better partner	78%	46%